

STATUS OF CY 2019

National Fisheries Program



- Status of CY 2019 Funds, as of August 14, 2019
- Physical vs. Financial Performance, Jan-July 2019
- Updates on Priority Programs:
 - 5 potentials
 - Ice-making Machine (ACPC loan program)
 - 300 cages
 - FB Pagbabago
 - BASIL
 - MMK
 - CFLCs
 - SAAD



STATUS OF CY 2019 FUNDS AS OF AUGUST 14, 2019

FUND SOURCE		ALLOTMENT	OBLIGATIONS	% UTILIZATION
a) Regular Fund		250,361,965.64	167,332,840.31	66.84%
Current		245,023,887.00	165,503,688.84	67.55%
PS		52,408,887.00	6,277,218.23	69.22%
MOOE		81,665,000.00	128,883,845.61	70.95%
CAPITAL OUTLAY		10,950,000.00	342,625.00	3.13%
Continuing		5,338,078.64	1,829,151.47	34.27%
MOOE		4,438,044.32	1,104,846.47	24.89%
FINANCIAL		5,000.00	-	0%
CAPITAL OUTLAY		895,034.32	724,305.00	80.92%
b) FISHCORAL		92,168,714.00	38,364,701.09	41.62%
Current		75,657,000.00	32,611,811.02	43.10%
Continuing		16,511,714.00	5,752,890.07	34.84%
TOTAL	TOTAL	342,530,679.64	205,697,541.40	60.05%

Updates on CY 2019 Priority Programs



5 POTENTIALS

Commodity	2019 Target	Status
Tilapia	12 M	<ul style="list-style-type: none"> • 6.37M fingerlings produced as of date. • Peak production is expected to intensify in 2nd and 3rd quarters. Distributed • 3.7 M distributed/dispersed to fishfarmers and communal waters (Project Basil) regionwide.
Bangus	4 M	<ul style="list-style-type: none"> • On-going spawning of breeders. • Additional eggs will be procured in Region 4A. • BFAR RO7 signified to provide us 30 million eggs on staggered basis to augment the fingerlings requirement of the 300 cages. • Distributed 113,900 pieces of bangus fingerlings
Seaweeds	50,000 kg	<ul style="list-style-type: none"> • Procured 150 sets seaweed farm materials ready for distribution. • Distributed 183,310 kg seedlings • 4 Provincial seaweed nurseries maintained at Sorsogon and Cam. Norte • Seaweeds branch culture laboratory maintained at Tiwi, Albay

5 POTENTIALS

Commodity	2019 Target	Status
Shrimp	4 M	<ul style="list-style-type: none"> Produced 4.850M pcs post-larvae Distributed 2.928 M pcs post-larvae to aquaculture farms NATIONAL SHRIMP PRODUCTION PROGRAM: <ul style="list-style-type: none"> Strict implementation of quarantine/regulation Issuance of health certificates for transportation disease surveillance and monitoring Inspection and registration of prawn hatcheries and grow-out farms Dissemination of IEC materials
Shellfish		<ul style="list-style-type: none"> Technical assistance rendered to shellfish producing areas: such as Juban, Casiguran, Sorsogon City, Castilla. Uson, Masbate and Masbate City A Marine Biotoxin Laboratory is maintained in Sorsogon which conducts sampling of water and shellfish samples. Shellfish annual production in Region 5 is 435 MT.
Oyster and mussel		<ul style="list-style-type: none"> Produced 3.7 MT in Sorsogon and 3 MT in Masbate. BFAR RO5 & BFAR-NIFTDC scheduled on-site training in Catanduanes and Masbate on August 28-30, 2019 and September 10-12, 2019, respectively Distributed 956 pieces of Techno Manual

ICE MAKING MACHINE

Location	Beneficiary	Type of Project	Estimated Amount of Loan	Type of Loan Program	Status
San Jose, Cam. Sur	Sabang Lambaklad Association	Combo-unit of Ice-Making and Cold Storage Facility	P 5 Million	ACPC-AFME	Complying Requirements
Jose Panganiban, Camarines Norte	Jose Panganiban Fisherfolk Association	Combo-unit of Ice-Making and Cold Storage Facility	P 5 Million	ACPC-AFME	Complying Requirements
Del Gallego, Cam. Sur	Bayanhian Savings Replication Organization	Ice-making maching	P 3 Million	ACPC-AFME	Complying Requirements

300-CAGES

Type of Beneficiary	No. of beneficiary	Estimated Amount of Loan	Type of Loan	Status
Individual	10	P 10 million	Landbank-ACEF	Complying Requirements
Group/association	6	P 30 million	Landbank-ACEF	Complying Requirements
Total		P40 million		

Identified project sites:

- 1) Sangay Mariculture Park, Cam. Sur
- 2) Ragay Mariculture Park, Cam. Sur
- 3) Bacon Mariculture Park, Sorsogon
- 4) Matnog Mariculture Park, Sorsogon
- 5) Masbate Mariculture Park
- 6) Vinzons, Cam. Norte
- 7) Dimasalang, Masbate
- 8) Mobo, Masbate
- 9) Masbate City

FB PAGBABAGO

**DISTRIBUTED
(2016-June 2019)**

1,917 units

**20-footer & 30-footer
& with marine
engines**

**ON-GOING
FABRICATION
(as of July 2019)**

**77 units
(20 units
distributed)**

**“Bangka ko, gawa
ko”**

BALIK SIGLA SA ILOG AT LAWA (BASIL)

<p>2019 TARGET 1.5 million pcs tilapia/ carp/native hito/goby/ulang/indigenous fish and 30,000 pcs breeders for brushpark</p>	<ul style="list-style-type: none"> • Bicol River (including subsidiaries of Bicol river) – 94 km • 14 rivers – regionwide • 3 major lakes – 6,400 hectares • 3 minor lakes – 64.5 hectares • 10 reservoir/dams – 155.5 hectares 	<p>Highlights of Accomplishments (Jan-June 2019):</p> <ul style="list-style-type: none"> • 80,000 tilapia fingerlings dispersed in 5 rivers • Conducted site suitability survey and profiling in 27 inland bodies of water in Albay, Cam. Norte, Cam. Sur, Masbate and Sorsogon
--	--	--

PRODUCTION OUTPUT FROM BASIL AREAS

Province	Municipality	Communal Water	Species	Production (Kg)
Catanduanes	Caramoran	Hitoma Lake	Tilapia & eel	237
Sorsogon	Irosin	Irosin Lake	Tilapia, carp, freshwater shrimp	167.50
		Siuton Dam	Tilapia	97
Masbate	Uson	Danao Lake	Tilapia	3,162.40
Albay	Camalig	Sumplang Lake	Tilapia, carp, hito, mudfush, gourami, eel, shrimp	189.35
		TOTAL	9	3,853.25

MALINIS AT MASAGANANG KARAGATAN

MMK UPDATES

- ✓ Regional Technical Search Committee re-Created
(Members: DA, PCG, DENR, DILG, BFAR)
- ✓ RFOO Issued re: Creation of BFAR RO5 Committee
- ✓ Continuous Quad Media Campaign
- ✓ Awareness Survey conducted with LGU/Local Chief Executives
- ✓ As of date, 52 LGUs were encouraged to join the search
- ✓ Activities Conducted:
 - July 19, 2019 - Desk Validation
 - July 30- August 1, 2019- Field Validation in Masbate City
 - August 13-14, 2019 – Field Validation in Sagñay, CamSur
 - August 15-16, 2019 – Field Validation in Tinambac, Cam Sur

2019 ENTRY

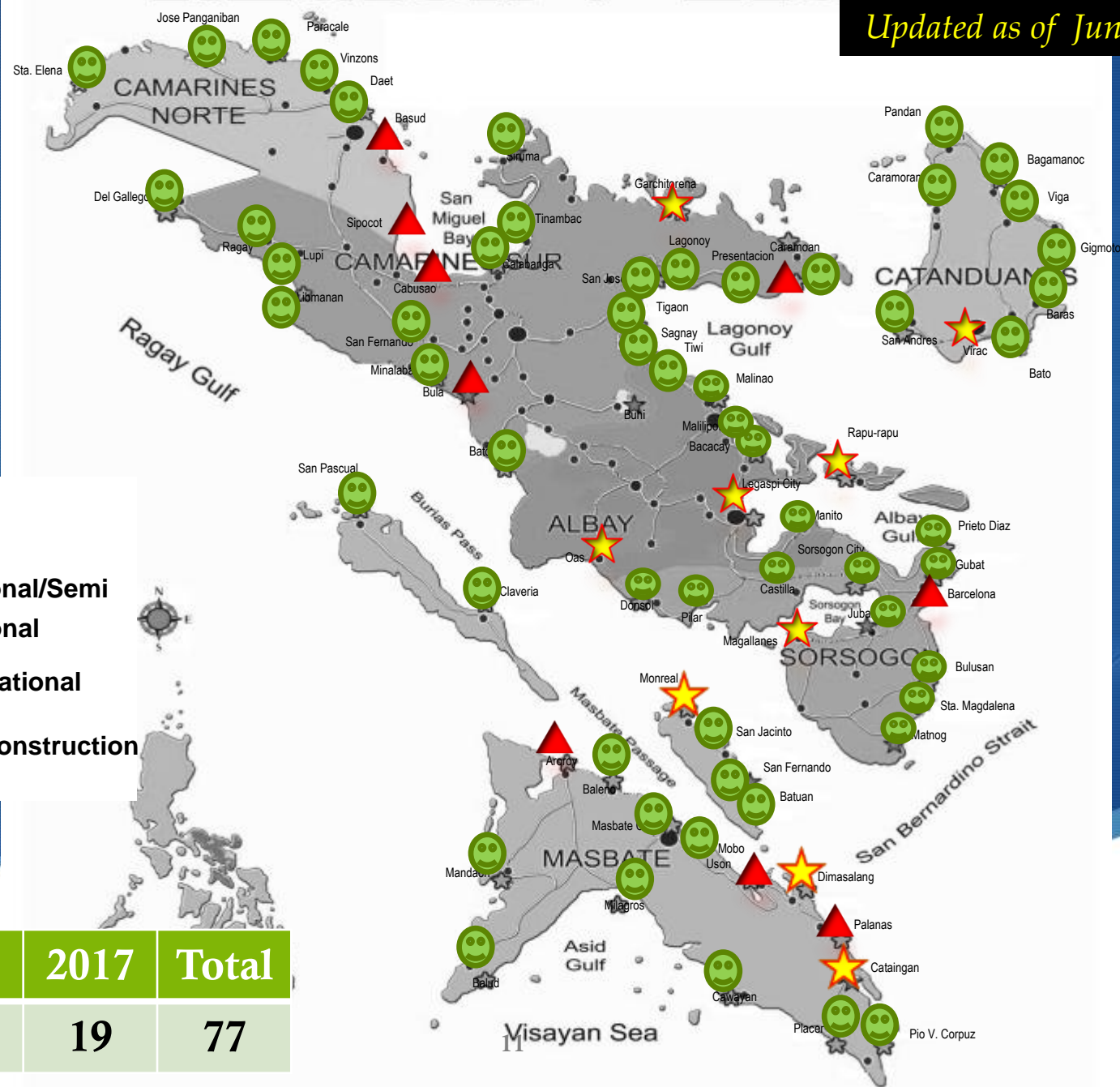
2017 AWARDS

Regional Awards already released to LGUs of Masbate City, Tiwi and Mercedes amounting to 5.5M




Masbate	Masbate City
Sorsogon	Gubat
Cam Sur	Sagñay
	Tinambac

STATUS OF COMMUNITY FISH LANDING CENTERS (CFLC) IN REGION 5

Updated as of June 30, 2019



Legend:

-  59 Operational/Semi Operational
-  9 not operational
-  9 Under Construction

2015	2016	2017	Total
47	11	19	77



SPECIAL AREA FOR AGRICULTURAL DEVELOPMENT (SAAD) PROGRAM CY 2018-2019

LIVELIHOOD PROJECT	CY 2018		CY 2019		Total		
	Target	Accomp	Target	Accomp	Target	Accomp	% Accomp
FISH CAPTURE							
▪ Motorized Banca	425	450			425	450	106%
▪ Non-motorized Banca	180	197			180	197	109%
▪ Bottom Set Gill Net	280	296			280	296	106%
▪ Multiple Long Line	222	231			222	231	104%
▪ Crab Pot (40pcs/ben.)	5,950	9,000	3,600	-	14,950	9000	60%
▪ Crab Entangling Net	23	23			23	23	100%
▪ Squid Jigger	78	78			78	78	100%
▪ Drift Gill Net	117	138			117	138	118%
▪ Fish Pot	100	100			100	100	100%
▪ Bottom Set Longline	30	40			30	40	133%
▪ Multiple hook & line			60	-	60	-	-
▪ Shallow water payao			60	-	60	-	-

- **CY 2018:** Over-accomplishment is because the savings derived from public bidding were procured for additional materials.
- **CY 2019:** All materials have already undergone public bidding and ready for distribution as soon as deliveries are completed.

SPECIAL AREA FOR AGRICULTURAL DEVELOPMENT (SAAD) PROGRAM CY 2018-2019

LIVELIHOOD PROJECT	CY 2018		CY 2019		Total		
	Target	Accomp	Target	Accomp	Target	Accomp	% Accomp
AQUACULTURE							
▪ Aquasilviculture (units)	31	31	15		46	31	67%
▪ Crab Fattening (units)	28	28	50		78	28	36%
▪ Grouper Cage Culture	9	9			9	9	100%
▪ Oyster Culture (units)	80	80	112		192	80	42%
▪ Bangus cage (units)			10		10		-
▪ Marine fish cage (module @ 4 units/module)			12		12		-
▪ Seaweeds farming			20		20		-

- **CY 2018:** Over-accomplishment is because the savings derived from public bidding were procured for additional materials.
- **CY 2019:** All materials have already undergone public bidding and ready for distribution as soon as deliveries are completed.